



# ENDEAVOUR BOREE REGATTA



**19th – 21st October, 2018**

**BONNA POINT RESERVE — KURNELL**

[www.boreeregatta.org.au](http://www.boreeregatta.org.au)



# THE BOREE - REGATTA

## A Short History

The first Boree, in September 1965, was held in the grounds of North Caringbah Primary School and was limited to Cubs, Scouts, Venturers and Rovers of the then Caringbah District. Following a successful Regatta for 1st Cronulla's 60th anniversary, it was decided by the districts to combine the two events. Thus a full weekend of activity became the "Boree - Regatta" in 1976.

From the beginning, members of the Girl Guides Association were guests and over the years we have gradually progressed into a joint Scout-Guide venture which usually takes place on the third weekend of October each year. It is supported by the groups from the South Metropolitan Region Scouts and the Southern Sydney Rivers Region Girl Guides.

We are extremely grateful to the Sutherland Shire Council which makes the reserve available to us and are generous with support in many ways.

The present aim of the weekend is to share the Boree Fire of Friendship with young members of both Movements.

We invite the Community to come and share the Boree warmth by observing youth enjoying some of the skills learnt during their Scout/Girl Guide activities.

\* \* \* \* \*

### **Disclaimer:**

The information presented in this booklet is the best available to the editor at the time of printing. Should there be any dispute of rules concerning the Boree Regatta weekend, the decision of the judges will be final.



## CHAIRMAN'S MESSAGE

Welcome to the 43<sup>rd</sup> Endeavour Boree Regatta

I would like to thank and acknowledge the work of our previous chairman and treasurer – Paul Foley from 1<sup>st</sup> Lilli Pilli Scout Group – who undertook the role of Chairman from 2012 to 2017. Even though he will not be physically present for this Boree, he has provided me guidance and mentoring on how to perform the role to which I am very grateful. Bravoooo Paul.

The theme of this year's Boree Regatta is "Pirates and Buccaneers" – a theme which I am sure will provide you all plenty of opportunity to decorate your campsites, rafts and possibly leaders and parent helpers.

The Endeavour Boree Regatta Committee has again worked hard this year to deliver a fun and action packed program across all Guiding and Scouting sections. This event only happens because of the dedication of a core committee that meet almost every month of the year between the annual events.

We continue to try and improve processes to streamline the various aspects of the Boree Regatta including registration, collection of money, scoring and provision of equipment used in the various activities. This year we have:

- Improved the populating of registration forms to reflect each groups/units members at the time of distribution to improve accuracy of information as well as ease of calculations
- The use of different styles of Kayaks based upon feedback provided from leaders and members last year
- The implementation of a leader activity within the program
- The Senior Program being more "youth driven" and leader supported than in previous years. A special thanks to Tim Minny for his contribution in making this happen this year
- A car park dashboard notice for display on your cars dash while you are attending the event in case we need to notify you

I encourage all youth and leaders to provide feedback – both positive and negative (constructively) so that we can continue to improve what is already a fantastic event.

Enough from me. Let the Endeavour Boree Regatta begin.

David Leivesley  
Endeavour Boree Regatta Chairman

To send ye on ye way....

Q: Why does it take pirates so long to learn the alphabet?

A: Because they can spend years at C.



## REGISTRATION FEES

**All participants must be financial members of the Scout or Girl Guide Association.** All groups/units must submit completed application & attendance forms by the **closing date 21st September, 2018**. Applications received by **1st September, 2018** are eligible for the early bird discount, as per the application form.

*Pre Junior Guides, Joey Scouts and Leaders-* \$5.00\* each  
(\*no early bird discount available)

*All other participants and their Leaders* - \$20.00. Parent helpers can attend at no charge (no badge provided), but must have a current Working with Children Check. Camp fees include one embroidered camp badge and JOTA participation.

Application forms **MUST** be returned with the application fee prior to the event.

- Step 1: Prefilled application forms have been emailed to each Leader, with member names which were current as at the date of generation. Any new member names and their membership numbers can be added to the bottom of the form.
- Step 2: Complete the form provided by ticking who is attending and when. If a member is not attending, don't tick any of the attendance boxes.
- Step 3: Email the completed form to [registrar@boreeregatta.org.au](mailto:registrar@boreeregatta.org.au)
- Step 4: Direct deposit your payment to:  
Endeavour Boree Regatta  
062-150 00904469  
Using your unit/troop/group name in the description
- Step 5: Email a copy of the bank transfer receipt to  
[registrar@boreeregatta.org.au](mailto:registrar@boreeregatta.org.au)  
Applications cannot be processed without confirmation of payment.
- Alternatively, send your cheque/application form to:  
Registrar - Boree Regatta  
c/- PO Box 424  
GYMEA NSW 2227

**Preferred method of payment is direct deposit: Endeavour Boree Regatta.  
CBA Cronulla BSB 062-150 Account No 00904469**



**NO NEW** applications will be accepted on the day of the event. Alterations to existing applications can be made, and any additional fee can be paid on the day at Check In. **No refunds** for non-attendance will be given.

**DON'T FORGET** – you need to **Check In** at the hospitality tent upon arrival for security reasons.

*CHECK IN will be open on FRIDAY 19th from 5.00-10.30pm  
and SATURDAY 20th from 8.00-9.30am*

**A LEADER OR ADULT REPRESENTATIVE MUST CHECK IN YOUR UNIT/TROOP  
UPON ARRIVAL. THIS IS FOR SECURITY REASONS.**

*The OPENING CEREMONY will be held on SATURDAY 20th at 9.30am.*

*The CLOSING CEREMONY will be held on SUNDAY 21st at 4.00pm.*

**NO CARS TO BE DRIVEN ONTO SITE UNLESS TOWING A  
TRAILER OR CARRYING CAMPING GEAR. CARS MUST BE  
REMOVED AS SOON AS THEY ARE UNLOADED.**





## BONNA POINT RESERVE

The Boree Regatta is extremely thankful to Sutherland Shire Council for providing us with the use of this reserve. We would appreciate your assistance with observation of the following conditions of use of the reserve:

- **Alcohol is not permitted on the reserve, as it is a Sutherland Shire Council Alcohol Free Zone.**
- **No glass containers/bottles are permitted on the reserve.**
- Vehicles will only be permitted on the reserve on Friday night, and Sunday afternoon (after completion of activities) for the purpose of unloading and loading camping and activity equipment. All others are requested to park in the public parking area and walk to their designated camping area.
- No vehicle is to be left parked on the reserve. Vehicles can be parked in the public parking area for the duration of the weekend.
- Please do not park outside the Catamaran Club or in their rigging area at any time over the weekend – refer to aerial map.
- Please remember, parking around the boat ramp is for cars with trailers. You will be booked if you park in this designated area without a trailer.
- The Boree Regatta committee will take no responsibility for any fines received.
- Please arrange to take all recycling home with you.
- Please arrange to take excess rubbish home with you.

## TOILETS

The committee would like to thank everyone for helping to keep these facilities in good working order. Every unit/group will be allocated a roster time to clean the toilets, and the cleaning materials can be found in the hospitality tent.

When it is your turn, please make sure you complete the following tasks.

- Remove all rubbish from within the cubicles.
- Wipe down all surfaces with disinfectant
- Refill toilet paper holders
- Replace empty hand sanitiser bottles
- Hose and sweep floors
- Refill water tanks.





### **Reserve and Camping Area Vehicle Access Hours**

For everyone's security, the gate to access the reserve will be open at the following times.

Friday	3.00 pm – 10.00 pm
Saturday	AM – on Request only
Sunday	After land activities

Please follow the instructions given by the Boree Regatta car park staff on the day.

In order to assist the organising committee, and to notify attendees of any car parking issues, please display the parking template on the dashboard or your vehicle, with your Group and mobile contact number.

**THE SPEED LIMIT WITHIN THE RESERVE IS WALKING PACE WITH HAZARD LIGHTS ON, AT ALL TIMES.**

PLEASE NOTE: GROUPS RESERVING AREAS FOR CAMPING, PRIOR TO THE GATES OPENING, IS NOT A GUARANTEE THAT THIS AREA WILL REMAIN AVAILABLE FOR THAT GROUP.

Please remember, a lot of the spaces in the public car park are for **vehicles with trailers** as per the aerial map. If you park here and you do not have a trailer attached **you may be booked by the Council Rangers**. The Boree Regatta Committee take no responsibility for fines received by drivers who do not park in accordance with the signs.

Thank you for your assistance with these matters.

Boree Regatta Committee



Date: Sat, 27 Jun 2015

Notes:







## FIRST AID

First Aid facilities and staff are offered at the Boree Regatta for significant injuries and treatment. This tent is staffed by volunteers, and to help streamline the process, please remember the following process to deal with incidents requiring first aid treatment.

All groups will be asked to supply an adult leader to assist with triage and the completion of paperwork at the first aid tent. **Your designated rostered time will be advised upon Check In.**

**All groups in attendance are required to provide their own first aid kit for treatment of minor injuries.** All groups are to maintain a register on site containing copies of all E1(Caremonkey)/ADM27-28 forms of attendees.




All first aid incidents should, **at first be dealt with by the unit/troop leader or other authorised personnel.** The relevant HS-5/ADM24 incident reporting form should be completed and lodged at the first aid tent after treatment is completed.

For any incidents requiring further treatment, **the injured person can attend the first aid tent with their leader** and their E1(Caremonkey)/ADM27. The leader will then be requested to complete the relevant HS-5/ADM24 incident reporting form during the treatment process.

**Please note: No youth members are to attend the first aid tent for treatment without their leader.**

For the sake of everyone's health and well being, please remind all members that they must be wearing a hat, shirt (no singlets) and closed in shoes (no thongs or crocs) at all times, reapply sunscreen every 2-4 hours, and drink plenty of water to prevent dehydration.





## COMMITTEE

Chairman  
Honorary Secretary  
Boree Controllers  
Regatta Controller  
Joey/PJ Guide Programme  
Venturer/S Guide Programme  
Camp Wardens  
Central Recorder  
Scouter-in-Charge  
Guider-in-Charge  
Registrar  
Treasurer  
JOTA Co-ordinator  
Safety Boat Marshall  
First Aider  
Assistant First Aider  
Sites and Services  
Website Coordinator  
Hospitality  
Catering

David Leivesley  
Gillian Hardy  
Parrish Hull and Bryan Davison  
Peter Reid  
Sarah Unwin and Deb Garton

Tony Ward and Deb Unwin  
Michelle Cook  
David Leivesley  
Jane Early  
Abbey Tosounidis  
Paul Foley  
Paul Howarth

Matilda Critchley  
Dave Hughes  
Phil Walker  
Shortland Trefoil Guild  
Deb Unwin and Sally Cooney

**THANKS TO:** Sutherland Shire Council  
St George Amateur Radio Society

NSW Maritime

**PATRON:** Malcolm Kerr

## LOST PROPERTY

Lost property can be collected or dropped off at **Registration tent**. If lost property is not claimed within 3 weeks of the camp, it will be disposed of.

# GENERAL INFORMATION

## Theme: "Pirates and Buccaneers"

**How to apply: Complete the application form and return no later than Friday 21st September, 2018.** This year we will be using 'Smart Application Forms' to assist with your registration. Instructions will be provided with your application form. Any queries please contact the Registrar, at [registrar@boreeregatta.org.au](mailto:registrar@boreeregatta.org.au).

1. All participants **must** be registered financial members of the Scout or Girl Guide Association for insurance purposes. The names of all participants, leaders and **helpers** are to be listed on the attendance form and sent in with the application form. All adults must have completed WWCC. All attendees must provide a completed and signed E1(Caremonkey)/ADM27/ADM28, and held by the Leader.
2. Leaders are to be in attendance and in charge of their units/groups at all times and need to read and understand the rules and regulations of the camp, land and water events.
3. Boree Regatta Committee members will be identified by green Boree Regatta scarves. Their instructions should be carried out in the cheerful manner we expect of both organisations. Any queries, please ask one of the committee members.
4. All meals to be catered by each registered group. Gas cooking only. NO OPEN FIRES. There will be a sausage sizzle on Saturday and Sunday lunch for those who wish to pre-order.
5. The hospitality tent is available to Adults only, 24 hours for tea and coffee free of charge. The mugs are to be used only in the tent or bring your own to take away.
6. Evening entertainment: No central activity will be arranged. Please organise your own entertainment. Leaders, please ensure that your unit/troop is properly supervised in the evening, and inside your campsite at the designated time.
7. Guides/Scouts Own: No central activity will be arranged. Please organise your own service to be held in your campsite
8. JOTA is available on the weekend, apply at Check In. Badge available for participants.

## BASIC RULES for the CAMP

- Scarves or unit / group shirts are to be worn **at all times. No singlet tops. Closed in footwear to be worn in park and beach areas at all times. NO CROCS.** Uniform to be worn at opening and closing ceremonies.
- ALL units/groups must be in the charge of a Leader at all times. No unit/group member is to leave the park or to be left unsupervised. No Leader is to leave camp without advising the relevant Scout or Guide Leader-in-Charge.
- Leaders will accompany unit/group to activities, both day and evening, and remain with them. Helpers will be rostered from each unit/group to assist at land and water events to ensure smooth running. Helpers, please make yourself known to the water or land activities supervisor on the day.
- The judges' decision is final and no correspondence will be entered into.
- Check with the Registrar at Check In for location of your campsite.
- Security ID bands must be worn by attendees at all times.



## **JOTA 2018**

### **AT THE BOREE REGATTA**

Jamboree On The Air, JOTA, is a combined, worldwide activity between Guides, Scouts and Amateur Radio groups that takes place during October each year. The Amateur Radio network is used so that Guides and Scouts can talk to each other and exchange information and ideas — a Jamboree on the air.

2018 is the year of the 61<sup>st</sup> Jamboree On The Air. The first JOTA was held in conjunction with 50th Anniversary of Scouting in 1957, after being devised by scout leader and amateur radio operator Les R Mitchell G3BHK.

A JOTA radio station is one of the activities provided during the Endeavour Boree Regatta, at the Bonna Point Reserve (near Kurnell), with the grateful assistance of The St George Amateur Radio Society Inc (SGARS).

There is a choice of three different activities provided at the JOTA radio station.

**ON AIR** – [group (unit / troop) activity] – Duration 30 minutes - An opportunity to make voice contact with other Guides and Scouts, somewhere in the world, and exchange information and ideas about their favourite guiding or scouting activities.

Amateur Radio operators will use a selection of different communication mediums from traditional short wave (HF-SSB), FM (frequency modulation) bands, to modern digital communications modes. The Boree Regatta JOTA call sign is VK2LE.

**TREASURE (FOX) HUNT** – [group (unit / troop) activity] – Duration 20 to 30 minutes - Two covert radio transmitters (the TREASURE) will be hidden within the Boree Regatta camp site. Guides and Scouts will have an opportunity to HUNT for the hiding place using radio direction finding equipment. The techniques used are similar to WWII spy transmitter detection — but the equipment is a little more modern.

**RADIO STATION SETUP** – [individual activity for 10 years or older] – Duration 20 to 30 minutes - An opportunity for youth members to learn about how to setup and operate a radio station, with the assistance of a qualified radio operator, and earn a relevant challenge / proficiency badge. Some preliminary work would be required prior to attending JOTA. The activity is conducted in small groups, under the supervision of a scout or guide leader.

**JOTA ACTIVITIES TIMETABLE** - Leaders should select a suitable 30 minute time slot for your unit / troop, from the following timetable and register your booking(s) with the Boree Registrar, at the registration tent, from Friday afternoon.

<b>Saturday 20<sup>th</sup> October</b>	10:30 to 12:00	Pre-Junior Guides and Joeys ONLY
	12:00 to 22:30	Last booking time slot 22:00 (10.00 PM)
<b>Sunday 21<sup>st</sup> October</b>	09:00 to 14:00	Last booking time slot 13:30 (1.30 PM)



**JOTA BADGES** – All members participating in a JOTA activity will receive a cloth badge which can be worn on the Guide or Scout uniform or blanket etc.

**CHALLENGE AND PROFICIENCY BADGES** – [individual activity for 10 years or older] Guides and Scouts attending the Boree Regatta, have an opportunity to earn a guide challenge or scout proficiency badge, by participating in any of the three JOTA activities.

For information on how to earn the badges go to [www.jota.sgars.org](http://www.jota.sgars.org) web site and follow the “Endeavour Boree Regatta” on the top menu link.

Some badge work will need to be completed prior to attending the Boree Regatta, with the remainder completed as part of participating in the selected JOTA activity. Leaders must register youth members with the Boree Registrar from Friday afternoon.

**AMATEUR RADIO COMMUNICATIONS** – radio operators give freely of their time and radio equipment so that guides and scouts can participate in JOTA. The operators use HF (short wave) and VHF & UHF (similar to FM radio & TV) frequencies to communicate with other amateur radio stations participating in JOTA.

Using HF radios, contacts can be made with JOTA stations around Australia and overseas depending on conditions, which are unpredictable and constantly changing.

More reliable communication is possible with VHF & UHF radios to JOTA stations free to take our call. JOTA radio operators always try to find and maintain contact with other JOTA stations, however they ask for your patience when conditions change or when establishing a contact is difficult.

**JOTA HANDBOOK FOR LEADERS** - More information about JOTA at the Boree Regatta can be found in the JOTA Handbook for Leaders, including preparing for your visit to the JOTA radio station, sample questions to use on air, advise on child safety on air, fox hunting and assemble a radio station activities, and guide challenge badges and scout proficiency badges.

Copies of the handbook will be available from the registration tent or as a download from [www.jota.sgars.org](http://www.jota.sgars.org) web site by following the “Endeavour Boree Regatta” on the top menu link.

**SUPERVISION & PREPARATION** - Leaders are requested to please maintain supervision of guides and scouts whilst attending the JOTA station. To help keep contacts with other JOTA stations interesting, we recommend guides and scouts come to JOTA prepared with topics to discuss with others on air.

**INFORMATION** - For more information contact;

Paul Howarth (JOTA Coordinator) Phone: 0423 454 626



Email: [jota\\_coordinator@sgars.org](mailto:jota_coordinator@sgars.org)



Web: [www.jota.sgars.org](http://www.jota.sgars.org)



Facebook: [www.facebook.com/JOTAatBoree](https://www.facebook.com/JOTAatBoree)



# ENDEAVOUR BOREE REGATTA PROGRAM

## PRE JUNIOR GUIDES & JOEY SCOUTS

The Pre Junior Guide/Joey Scout programme is based on our core values of caring, sharing, participation and teamwork, rather than winning or losing.

Everyone attending will be encouraged to “have a go”.

Team numbers will be determined on the day, depending on numbers attending. If you don't have enough from your group to make up a team, we will make up a mixed team so that all of the youth attending can participate.

Time	Saturday 20th October
8.30	Check in unit/mob, collect badges.
9.30	OFFICIAL OPENING. <b>ALL</b> to attend.
10.00	Briefing for <b>ALL</b> leaders following opening. Welcome activity for all Joeys and Pre Junior Guides.
10.15	LAND EVENTS: <i>See page 15-16 for details.</i> Bail the Black Pearl Smugglers Race Cannon Ball Throw JOTA
12.00	<b>**LUNCH**</b>
13.00	LAND EVENTS and other activities continue Pirate ‘Rap’ Battleship Down Bury the Treasure Crew Capers (Time permitting)
15.30	CLOSING CEREMONY – Presentation of Awards



## BOREE — Land Events

### PRE JUNIOR GUIDES & JOEY SCOUTS ACTIVITIES for TEAMS

**Note:** Each Unit / Mob may enter as many teams as they wish.

#### **BAIL THE BLACK PEARL:** (Equipment supplied)

Participants of each team are spread evenly in a line between 2 buckets (approx ½ metre apart) the first one full, the second one empty.

Each participant is given an empty plastic cup. At the signal to start, the first person fills their cup with water, and then tips it into the next person's cup. The water is passed down the line from person to person (cup to cup) and the last person tips their water into the empty bucket. Water is passed along this way until the second bucket is filled to a mark.

There is no need to wait for the water to reach the end of the line, the first person keeps filling and passing water to those behind. The winning team is the one to reach (fill to) the mark on the second bucket.



#### **SMUGGLERS RACE:** (Equipment supplied)

The participants will line up on a pre-determined track and will be allocated a pillowcase. At the mark, they will position themselves inside the pillowcase, and at the signal jump/run/etc to the end of the track and return.



#### **CANNON BALL THROW:** (Equipment supplied)

Teams will try and land their “cannon” in the hole. Each “cannon” will consist of a tennis ball or similar inside a knee high stocking. Participants must try and land their “cannon” inside the designated area marked on the ground.

#### **JOTA:**

The Joeys and Pre Junior Guides have been allocated a specific time to attend the JOTA, just prior to the lunch break.

## BOREE — Land Events (cont)


### PRE JUNIOR GUIDES & JOEY SCOUTS

#### **PIRATE 'RAP':**

**To bring:** 6 pack of toilet paper. One person is chosen to be a “Pirate”, and the participants wrap them up using rolls of toilet paper. The teams will be judged on how well the ‘Pirate’ can rap. At the end of the activity the “Pirate” breaks out of the paper and everyone scrambles to clean up the mess (and put into garbage bags).

#### **BATTLESHIP DOWN:** (Equipment supplied)

A grid/course of 5x5 squares will be set up and a group of templates made, which will determine a number of ways to cross the grid. The template will change for each team. Participants (in teams) will need to help each other to make their way across the grid. If a participant steps in a “safe” square, they will be allowed to continue across the grid. If the participant is “out”, a signal will sound, and they will be out of the quest. The following team members will need to remember the correct route and help each other across. Team members can help each participant to finish the quest.



#### **BURY THE TREASURE:**

If the weather permits, teams will move down to the beach and try to build the biggest treasure (sandcastle) in the available/allocated time. Treasure will be judged on height and width.

#### **CREW CAPERS:** (Equipment supplied)

A group activity to finish the day!

All of the participants make a group in the centre of a circle and the leaders, helpers and parents on the outside of the circle try to roll bouncy balls to hit the participants between the hip and the foot. Those that are hit must move to the edge of the outside circle. The game continues until there are only two participants left in the inner circle. They then join the outside of the circle for the next game if time permits.





# ENDEAVOUR BOREE REGATTA PROGRAM

## JUNIOR GUIDES & CUB SCOUTS

Time	<b>Saturday 20th October</b>
8.00	Check in unit/pack at Hospitality Tent.
9.30	OFFICIAL OPENING. <b>ALL</b> to attend.
10.00	Briefing for <b>ALL</b> leaders following opening.
10.15	LAND EVENTS: <i>See pages 19 &amp; 20 for details.</i> Shiver Me Timbers Island Hopping Bunk Down Message in a Bottle Pirate Relay Walk the Plank Peg Leg Races Keel Hauling
12.00	<b>**LUNCH**</b>
13.00	LAND EVENTS continue
17.00	BOREE KNOTTING CHALLENGE – <i>Refer page 35</i>
18.00	<b>**DINNER**</b> Each unit/pack to provide own meal
21.30	Inside own campsite
22.30	LIGHTS OUT

**\*\* Land Events may not run in the exact order above \*\***

## **NO SWIMMING DURING EVENTS**



# ENDEAVOUR BOREE REGATTA PROGRAM

## JUNIOR GUIDES & CUB SCOUTS

Time	<b>Sunday 21st October</b>
07.00	Breakfast
08.00	Guides/Scouts Own – Unit/Pack organised on your own site.
08.30	Flag Break/Announcements. <b>ALL</b> to attend.
09.00	BIATHLON ( <i>see page 22</i> ) — <b>Regatta Shield</b>
09.30	CANOE RACE HEATS — <i>See page 22</i>
10.30	CANOE RACE FINALS — <b>King Neptune Trophy</b> — <b>Queen Neptune Trophy</b>

**Note: All canoes to be removed from beach — ALL TO ASSIST**

12.00	<b>**LUNCH**</b>
13.00	RAFT CONSTRUCTION — <b>Boree Regatta Gunnamatta Shield</b> (Points for Construction and Decoration). Theme — <b>“Pirates and Buccaneers”</b> . <i>See page 21 for rules.</i>
14.00	RAFT RACE – <b>Kontiki Trophy</b> — Line Honours Two (2) or more heats will be run, results on time.
14.30	FUN EVENTS
15.30	Fun Events finish — Assist with clear up.

**Note: All water craft to placed on trailers at completion**

16.00	CLOSING CEREMONY — Presentation of awards
-------	---

**ALL PARTICIPANTS IN WATER ACTIVITIES MUST  
WEAR A PROPERLY FITTED AND SECURED  
PERSONAL FLOTATION DEVICE (PFD)**

**NO SWIMMING DURING EVENTS  
CONDUCT OF ALL WATER EVENTS  
SUBJECT TO WEATHER CONDITIONS**



## BOREE — Land Events

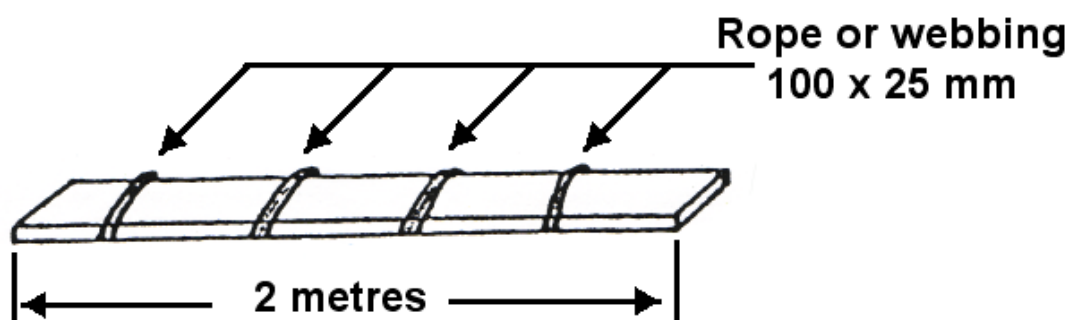
### JUNIOR GUIDES & CUB SCOUTS ACTIVITIES for TEAMS

**Note:** Each Unit / Pack may enter as many teams as they wish (unless advised otherwise) but can only take out one (1) place in the finish.

#### **SHIVER ME TIMBERS:** (Unit/Pack to supply equipment)

*Each team to bring one pair of skis. Team: 4 people*

*Method:* Each person to stand behind one another with their feet in the stirrups of the skis. By keeping in step, move along a set course. The winner is the first team to complete the course, with all members on the skis, in an upright position.



#### **ISLAND HOPPING:** Team: 6 people

*Method:* 3 members of each team line up at each end of the course. Each runner moves, one at a time, from one end of the course to the other, placing and stepping on the stepping stones as they go. The next team member returns the same way. The first team to get all team members to the end of the course wins. Feet must remain on the stepping stones — not on grass.

*Equipment supplied.*

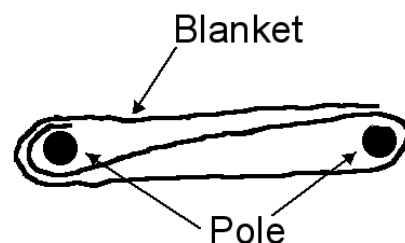
#### **BUNK DOWN:** (Unit/Pack to supply equipment)

*Team: 5 people*

*To bring:* 2 round staves eg broomsticks, 1 blanket, bike helmet with chin strap.

*Method:* Blanket to be folded as per sketch. The pirate must wear a helmet whilst participating in activity and travel feet first. No pins allowed.

*Result:* Winning team is first team of 4 stretcher bearers carrying a stretcher complete with the teacher, to cross the finish line in a safe manner.



#### **MESSAGE IN A BOTTLE:** Team: Maximum 6 people

*Method:* Construct a scene in the sand significant to the camp theme – “**Pirates and Buccaneers**”. No adults to assist.

## BOREE — Land Events (cont)

### JUNIOR GUIDES & CUB SCOUTS

#### **WALK THE PLANK:** Team: 6 persons

*Method:* All team members must stand on the first plank, and then pass the next plank along and place it on the ground in front of the first plank. All team members then walk onto the second plank, without touching the ground, pick up the first plank, pass it along, and place it in front of the second plank. Team progresses along each plank until they reach the finish line. The first team to complete course wins. *Equipment supplied.*



#### **PIRATE RELAY:** (Unit/Pack to supply equipment)

*Team:* 6 people



*To bring:* 1 cardboard box containing 5 items of “Pirate Clothing” – pirate hat, eye patch, scarf, belt and parrot.

*Method:* Three members of each team stand at each end of course. Each team to have the Pirate Clothing in the box at one end. The first team member dresses from the box, runs to other end and undresses. The second team member dresses and runs back to the other end, and so on until all members have had a turn dressing and running in the Pirate Clothing

#### **PEG LEG RACES:** Team: 3 people

*To bring:* 2 pieces of car inner tube — 5 cm (2”) wide, plus spares.

*Method:* Teams to run a course of approximately 40-50 metres with their legs strapped together.

#### **KEEL HAULING:** Team: Equal Numbers

*Method:* Two equal numbers of people stand on each end of the rope and pull. First team to pull the other team past the line wins. *Equipment supplied.*





# REGATTA

## JUNIOR GUIDES & CUB SCOUTS

### Raft Rules and Regulations

#### 1. Construction

- i All units/packs must register with Regatta Controller **before starting** construction.
- ii Raft construction, place and time will be announced by the Regatta Marshal.
- iii Rafts to be made from drums (steel or plastic) with timber frames lashed together with rope or cord.
- iv There are to be no protruding items on any raft.
- v Each group entered are to build their own raft. No group may borrow a ready-built raft. **Rafts may NOT be partially built.**
- vi Each unit/pack can enter more than one raft.
- vii One (1) adult may assist with construction, and construction can be a group effort.
- viii Each raft can only be entered once in the line honours time trial heat. All heats are timed – NO Finals.
- ix Rafts must be raced as decorated theme – “**Pirates and Buccaneers**”
- x Rafts may not be moved to the start without permission of the Regatta Marshall.
- xi All debris to be collected and removed.
- xii **Craft not meeting construction rules may participate but will not be awarded points.**
- xiii Fun races will be run after the timed races. No points will be awarded for these. **Remember: your raft may not survive more than one race.**

#### 2. Raft Propulsion

- i Raft may be propelled by any method **except:**
  - power driven ie. fuelled motor system or batteries
  - attached oars or sails
- ii All crew members must be wholly on the raft. Legs or arms only allowed in water once raft is under way.
- iii Team to consist of not more than six youth members.

#### 3. Safety

- i P.F.D.s (Lifejackets) and closed in shoes **must** be worn (NO CROCS).
- ii All rafts must be inspected for **safety** prior to launch
- iii The Regatta Marshall has the right to exclude any raft from racing for safety reasons.

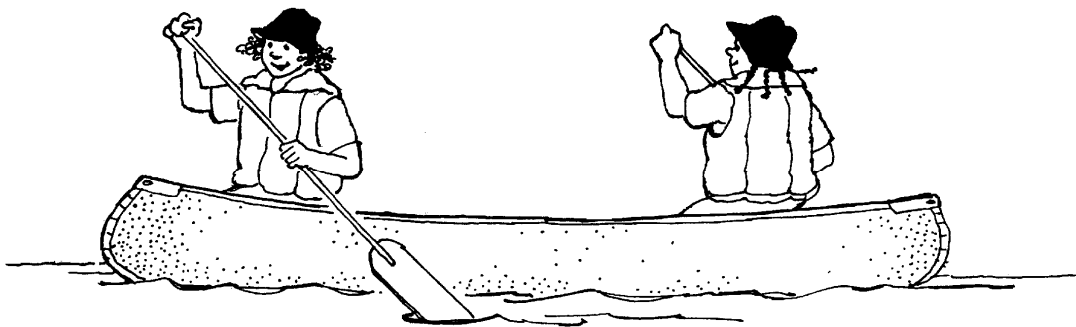
#### 4. Points

- i Points out of 10 will be awarded in each of the following categories – construction and decoration. Overall winner will be the team with the most points.
- ii Line Honours (Fastest time) for the **Kontiki Trophy**.
- iii In any dispute or protest that is not resolved by the Regatta Marshall, the decision of the Committee Representative will be final.



## **CANOE RACES**

- Heats will be held in the following age groups:
  - 7 Years
  - 8 Years
  - 9 Years
  - 10 Years
- Entrants to bring own P.F.D.s, if possible. P.F.D.'s to be shared with others.
- Proper fitting P.F.D.s must be worn on water.
- Closed in shoes **must** be worn at all times (NO CROCS).
- Crews to return canoes to starting points after heats/finals.
- All canoes must be Guide/Scout approved.
- Leaders must be in attendance with unit/group at water at all times.



## **BIATHLON**

Teams will each have 2 people.

- Races will be run in age groups – 7 years, 8 years, 9 years and 10 years.
- Course to be set by the Regatta Marshall on the day.
- Race will be conducted according to the following legs:
  - First leg — both people to run from start to canoes
  - Second leg — both people to paddle canoe (P.F.D.s **must** be worn).
  - Third leg — both people to run to finish line.

# ENDEAVOUR BOREE REGATTA PROGRAM

## GUIDES & SCOUTS

Time	Saturday 20th October
8:00	Check in unit/troop at Hospitality Tent.
9:30	OFFICIAL OPENING. <b>ALL</b> to attend.
10:00	Briefing for <b>ALL</b> leaders following opening.
10:15	CANOE HEATS — <i>See page 29</i>
	CANOE FINALS — <b>Wanda Shield</b>
11:45	KAYAK HEATS — <i>See page 29</i>
12:45	KAYAK FINALS— <b>Burraneer Shield</b>
13:00	<b>**LUNCH**</b>
14:30	RAFT CONSTRUCTION — <b>Taren Point Shield</b> (Points for Construction, Decoration and Racing) Theme – “ <b>Pirates and Buccaneers</b> ”. <i>See page 28-29</i>
15:30	RAFT RACE – <b>Gunnamatta Trophy</b> — Line Honours
16:00	All assist moving equipment
17:00	BOREE KNOTTING CHALLENGE — <i>See page 35</i>
19.30	<b>**DINNER**</b> Each unit/troop provide own meal
21:30	Inside own campsite
22.30	LIGHTS OUT

# ENDEAVOUR BOREE REGATTA PROGRAM

## GUIDES & SCOUTS

Time	<b>Sunday 21st October</b>
7.30	Kayak Marathon. Preregistered participants, only 1 per group.
8.00	Guides/Scouts Own – Unit/Troop organised on your own site.
8.30	Flag Break/Announcements. <b>ALL</b> to attend.
9.00	Land Events. <i>See pages 25 to 27</i>  Shiver Me Timbers Buccaneers Brunch Raise the Jolly Roger Bunk Down Island Hopping Walk the Plank Smoke Signal Keel Hauling Cannonball Run - Shot Put Ballista — Restricted - Shot Put Ballista — Open
12.00	<b>**LUNCH**</b>
13.00	Land Events continue
14.30	Finish of Land Events. Dismantle campsites
<b>Please Note: All to assist with packing up of land equipment</b>	
16.00	CLOSING CEREMONY — Presentation of Awards

**\*\* Land Events may not run in the exact order above \*\***

**\*\*Campsites will be inspected for final points up until midday\*\***

**ALL PARTICIPANTS IN WATER ACTIVITIES MUST  
WEAR A PROPERLY FITTED AND SECURED PERSONAL  
FLOATION DEVICE (PFD)**

**NO SWIMMING DURING EVENTS**

**CONDUCT OF ALL WATER EVENTS  
SUBJECT TO WEATHER CONDITIONS**





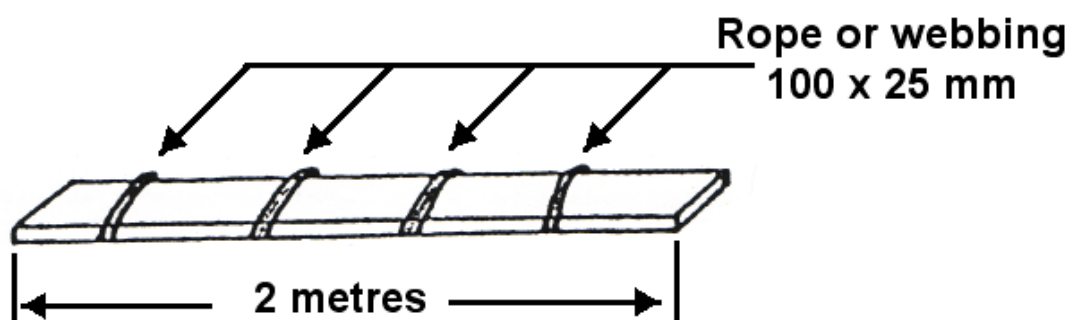
## BOREE — Land Events

### GUIDES & SCOUTS ACTIVITIES for TEAMS

#### **SHIVER ME TIMBERS:** (Unit/Troop to supply equipment)

*Each team to bring one pair of skis. Team: 4 people*

*Method:* Each person to stand behind one another with their feet in the stirrups of the skis. By keeping in step, move along a set course. The winner is the first team to complete the course, with all members on the skis, in an upright position crossing the line.



#### **BUCCANEERS BRUNCH:** (Unit/Troop to supply equipment)

*Team: 3 people*

*To bring:* Pre-mixed PLAIN pancake mix. Plate. Butter or oil. Frypan (**NO teflon or non-stick pans or egg lifters**). Old enamel plate, scone tray or baking dish to make a fire on. Sand must be placed **under** the tray. Matches and firewood per team. Bucket.

**\*\*No firelighters, paper or any flammable liquid allowed\*\***

*Method:* Make fire on dish and cook pancake. Pancake must be tossed to turn. Pancake to be minimum 10cm (4") diameter. A 4th person can be used as catcher only if pancake looks like missing pan. Take to the nearest marshall when cooked. **Taster to decide final position.** Judging based on how quickly cooked, size, taste and decoration.

*Note:* Each team **MUST** have a bucket of water to extinguish fire after event.

#### **RAISE THE JOLLY ROGER:** (Unit/Troop to supply equipment)

6 people - maximum

*To bring:* **Round** staves eg broomsticks — **max. 3cm diameter / 1800mm long (no bamboo)**. Lashing rope. (No wedges). *Note:* Stockings may be used for lashing. Guy ropes — for support. Flag (max 50cm x 50cm) — Jolly Roger.

*Method:* Poles to be erected in the vertical position. The first pole to have the flag (can be broken) and halyard attached. Fifteen minutes will be given to erect the flagpole.

*Result:* Greatest standing length in given time. Pole must not vary more than 20 degrees from vertical.

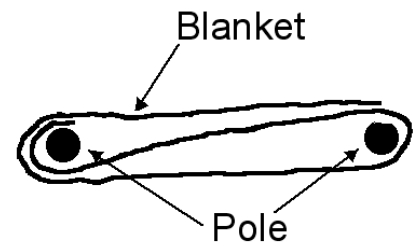
**STRETCHER RELAY:** (Unit/Troop to supply equipment)

*Team:* 5 people

*To bring:* 2 round staves eg broomsticks, 1 blanket, helmet with chin strap.

*Method:* Blanket to be folded as per sketch. The pirate must wear a helmet whilst participating in activity and travel feet first. No pins allowed.

*Result:* Winning team is first team of 4 stretcher bearers carrying a stretcher complete with the teacher, to cross the finish line in a safe manner.



**ISLAND HOPPING:** *Team:* 6 persons

*Method:* 3 members of each team at opposite ends of field. First team member walks on *equipment provided* to other end and changes over. The next team member returns the same way and so on until all team members have raced. The first team to complete course wins. *Equipment supplied*



**WALK THE PLANK:** *Team:* 6 persons

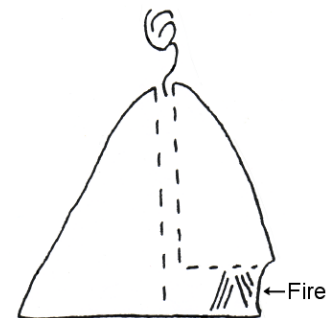
*Method:* All team members must stand on the first plank, and then pass the next plank along and place it on the ground in front of the first plank. All team members then walk onto the second plank, without touching the ground, pick up the first plank, pass it along, and place it in front of the second plank. Team progresses along each plank until they reach the finish line. The first team to complete course wins. *Equipment supplied*

**SMOKE SIGNAL:** (Unit/Troop to supply equipment)

*Team:* 6 people

*To bring:* Punk/kindling. Matches, Bucket.

*Method:* Build a volcano around the chimney provided. Tunnel through to the chimney at the base of the volcano. Remove the chimney before you light fire inside the tunnel. First team with smoking chimney is the winner.



**KEEL HAULING:** *Team:* Equal Numbers

*Method:* Two equal numbers of people stand on each end of the Rope and pull. First team to pull the other team past the line wins. *Equipment supplied.*

## **CANNONBALL RUN** (Unit/Troop to supply equipment)

**All ballista must be constructed on site using ropes/lashing and timber.  
NO BOLTS OR SCREWS.**

### **ROMAN BALLISTA — RESTRICTED:**

To be made from a maximum of 12 staves eg broomsticks, except the first pole, which may be any length. See rules and sketch below. Ballista must not be pre-constructed. No adult assistance.

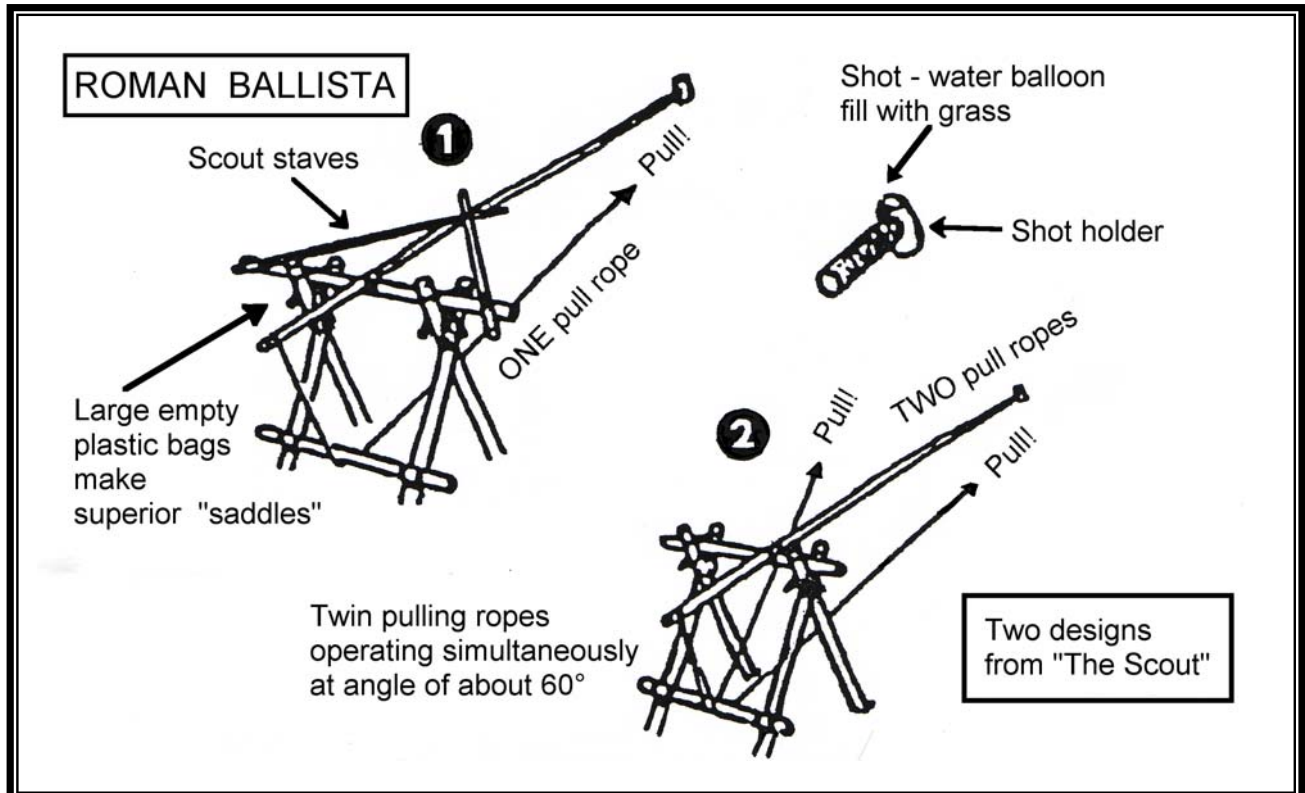
### **ROMAN BALLISTA — OPEN:**

May be based on sketch below or your own design. Any sized wood may be used. *Note:* Rubber cannot be used to propel shot. Bring all necessary equipment. See rules below.

### **ROMAN BALLISTA RULES FOR BOTH CATEGORIES:**

*Team:* Up to 6 persons  
*The Shot:* Balloons will be provided.  
*Method:* Construct the ballista where indicated by the marshall.  
*Result:* A firing line is to be marked out and 3 shots to be fired for the greatest distance.

\* Any team firing before instructed to, lends themselves to disqualification \*  
Points awarded for correct construction on site and distance fired.



***Note:* To protect the public - definitely NO water fights.**

# REGATTA

## GUIDES & SCOUTS

### Raft Rules and Regulations

#### 1. Construction

- i All units/troops must register with Regatta Controller **before starting** construction.
- ii Raft construction, place and time will be announced by the Regatta Marshall.
- iii Rafts to be made from drums (steel or plastic) with timber frames lashed together with rope or cord.
- iv There are to be no protruding items on any raft.
- v Each team entered are to build their own raft. No team may borrow a ready-built raft. **Rafts may NOT be partially built.**
- vi **Each unit/troop can enter more than one raft.**
- vii NO adult may assist with construction, but construction can be a group effort.
- viii Each raft can only be entered once in the line honours time trial heat. All heats are timed – NO Finals.
- ix Rafts must be raced as decorated theme – “**Pirates and Buccaneers**”
- x Rafts may not be moved to the start without permission of the Regatta Marshall.
- xi All debris to be collected and removed.
- xii **Craft not meeting construction rules may participate but will not be awarded points.**
- xiii Fun races will be run after the timed races. No points will be awarded for these. **Remember: your raft may not survive more than one race.**

#### 2. Raft Propulsion

- i. Raft may be propelled by any method **except:**
  - power driven ie fuelled motor system or batteries
  - attached oars or sails
- ii. All crew members must be wholly on the raft. Legs or arms only allowed in water once raft is under way.
- iii. Team to consist of not more than six.

#### 3. Safety

- i. P.F.D.s (Lifejackets) and closed in shoes **must** be worn (NO CROCS).
- ii. All rafts must be inspected for **safety** prior to launch
- iii. The Regatta Marshall has the right to exclude any raft from racing for safety reasons.



#### **4. Points**

Points shall be awarded for:

- i Points out of 10 will be awarded in each of the following categories – construction and decoration. Overall winner will be the team with the most points.
- ii Line Honours (Fastest time) for the **Gunnamatta Trophy**.
- iii In any dispute or protest that is not resolved by the Regatta Marshall, the decision of the Committee Representative will be final.

#### **5. Debris Removal**

- i. All debris from any participating raft which may break up during an event or otherwise, **must be completely removed** from the water or beach by the crew.
- ii. It is the responsibility of each group to remove its own raft material from the Boree Regatta camping area.

### **CANOE & KAYAK RULES**

#### **Canoe Heats**

- Canoe heats will be held in the following age groups
  - 11 Years
  - 12 Years
  - 13 Years
  - 14 Years
- Entrants to bring own P.F.D.s, if possible. P.F.D.'s to be shared with other campers.
- Closed in shoes must be worn at all times at beach area. **NO CROCS.**
- Paddles for canoe races must be single - not doubles.
- Canoe heats will be formed by a group of two from each registered group. Entrants to only participate in one age heat.
- Canoes and kayaks to be returned to start line at end of each heat. Points will be deducted if groups ignore this instruction.

#### **Kayak Heats**

- Kayak heats will be held in the following age groups
  - 11/12 Years
  - 13/14 Years
- Kayak heats are for **competent and experienced** kayak paddlers only.
- Due to volume and access to water craft, there will only be a maximum of 4 participants per unit/troop per age group.

## Kayak Marathon

- Kayak marathon is for **competent and experienced** kayak paddlers only. All participants must pre-register before 7pm Saturday.
- For fairness, we can only allow one youth member per unit/troop to enter
- **Due to the limited number of craft and time, only 2 heats and 1 final will be run.**
- Leaders/parents/helpers are needed to co-ordinate events.
- Leaders must be in attendance with their units/troops at the water.
- Kayak Marathon is planned for 7.30am Sunday morning (approximately)

## BIATHLON

- Teams will each have 4 people.
- Races will be run in age groups – 11/12 years, 13/14 years.
- Course to be set by the Regatta Marshall on the day.
- Race will be conducted according to the following legs:
  - First leg — 1 person to run 100 metres
  - Second leg — 2 people to paddle canoe (P.F.D.s **must** be worn).
  - Third leg — 1 person to run 100 metres





# ENDEAVOUR BOREE REGATTA PROGRAM

## SENIOR GUIDES & VENTURER SCOUTS

Time	Saturday 20th October
9.30	OFFICIAL OPENING. <b>ALL</b> to attend
10.00	Senior Guides/Venturer Scouts and Leaders meet and greet
10.45	Water Programme – Concurrent Activities Beach Cannonball (Volleyball) Ride the Tender (Donut/Biscuit) Battle Ship Down (Pillow Fight) Paddle the Plank (Stand Up Paddle Board)
12.30	<b>**LUNCH**</b>
13.00	Water Programme – Activities Continued
16.00	Happy Hour
17.00	Dinner
20.30	Own Entertainment
23.30	Inside own campsite
23.59	LIGHTS OUT

# ENDEAVOUR BOREE REGATTA PROGRAM

## SENIOR GUIDES & VENTURER SCOUTS

Time	Sunday 21st October
7.00	Breakfast
8.30	Flag Break/Announcements. <b>ALL</b> to attend.  Billie Cart Building (don't forget the sail)
12.00	<b>**LUNCH**</b>  Billie Cart Races
14.30	Dismantle campsites  Scrub the decks (Assist washing and loading canoes and kayaks)
16.00	CLOSING CEREMONY — Presentation of Awards

\*\*\*\*\*



# BOREE — CAMPCRAFT RULES and REGULATIONS

## Camping Etiquette

1. Camping only allowed in designated areas (as advised to the Registrar)
2. Respect campsite boundaries (leave space between sites)
3. Report to the Leader if entering another Group's campsite and ask for permission to visit
4. **Under no circumstance are males to be in female tents or females in male tents**
5. All youth members to be in their own campsite by 9.30pm (Venturers & Senior Guides 11.00pm)
6. All noise to cease by 10.30pm
7. Scout and Guide Associations no alcohol policies to be complied with
8. Sutherland Shire Council has designated Bonna Point Reserve an alcohol free area
9. Campsite to be left clean and tidy at all times
10. Take home your rubbish and recycling



# Cook Shield and Kurnell Trophy

Marks will be awarded for the following:

1. Tent Pitching
  - i General appearance. Aspect.
  - ii Tents to be erected as per individual design requirements.
  - iii Storm guys not rubbing or touching tent or fly.
  - iv Flies, when used, to be parallel to pitch of tent.
  - v Tent pegs to be in line on cottage tents, regulation spacing on Bell tents or correctly spaced and placed on dome tents.
2. Dining Flies — Hygiene
  - i All food and utensils to be stored neatly and with regard to hygiene.
  - ii All food to be stored securely to prevent pilfering by animals.
  - iii Cooking or washing up waste to be disposed of correctly
3. Good Housekeeping
  - i Clothing, neat and tidy.
  - ii Bedding, neat and dry, ground sheets under.
  - iii Packs in line (dome or cottage tents) or stacked together in regulation manner (bell tents). Pack racks correct in bell tents.
  - iv Wet towels, clothes or swimming gear must not be hung on tent guys. Clothes lines correctly built.
  - v Points will be deducted for food scraps or other waste in tent area.
4. Patrol Spirit — Evidence of patrol teamwork.
5. Every campsite to be clearly identified with the name of the unit/troop.
6. General
  - i Camp will be inspected both Saturday and Sunday throughout the day.
  - ii Tents may not be struck before 12 noon Sunday without the permission of the Camp Wardens.
  - iii All vehicles, except trailers, must be removed from park as soon as unloaded.



# THE BOREE KNOTTING CHALLENGE

*Tie a knot to beat the clock*

The Guinness Book of Records lists the fastest time for tying the six classic Scouting knots:

- Reef
- Clove hitch
- Bowline
- Round turn & 2 half hitches
- Sheetbend
- Sheep shank

on individual ropes is 8.1 seconds!!!!

## **The Boree Knotting Challenge:**

This challenge is open to all sections. Each Girl Guide or Scout unit/troop, can enter only ONE (1) person per section. This challenge is also open to leaders!

## **The Objective:**

Is to tie six (6) knots using individual ropes in the fastest time (ropes supplied).

Perpetual trophy will be awarded – one for the Junior Girl Guides/Cub Scouts  
- one for Girl Guides/Scouts

## **The Boree Knotting Challenge will be held:**

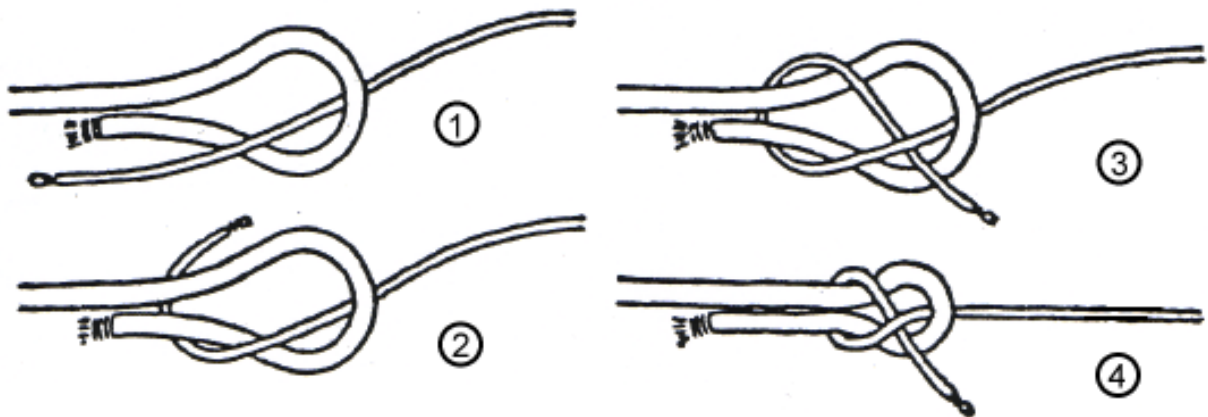
**Saturday 20th at 17.00 near the hospitality tent.**



## Sheet Bend

This knot is used to join two ropes of unequal thicknesses, or to make a rope fast to a loop, as we do to fasten the halyard to the loop on a flag for hoisting. It is worth remembering that, in many cases, a sheet bend is a better knot for joining two ropes of the same thickness, than is a reef knot.

To make a sheet bend, a loop is formed with the thicker rope, and the thinner rope is passed through the loop (Figure 1). The thin rope is then taken right round the standing part and end of the thicker rope (Figure 2), tucked under as in Figure 3 and then tightened by pulling on the standing part of the thin rope, Figure 4. You can see how the thin rope jams against the loop of the thick rope to prevent it slipping.



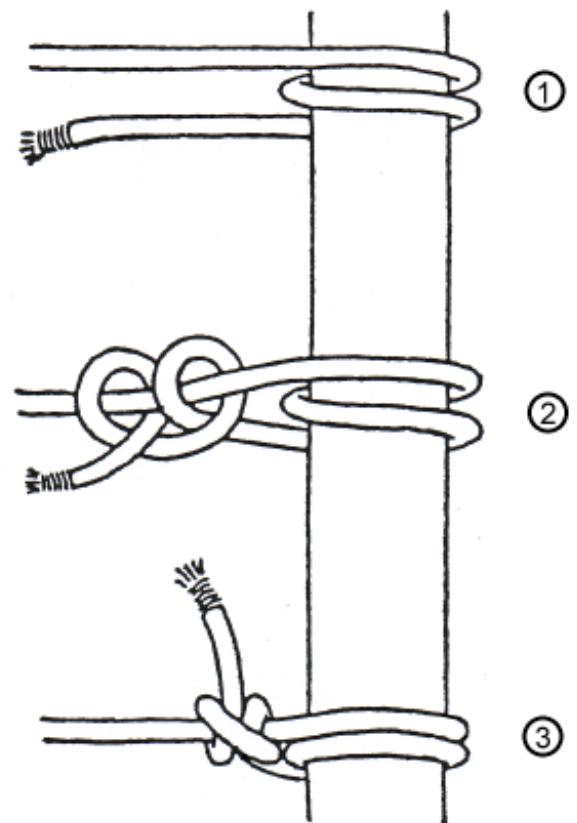
## Round Turn and Two Half Hitches

This is a long name for a simple hitch for making a rope fast to a tree, spar, ring or another rope, and its name almost tells you how to make it.

Take a turn round your spar, or whatever you are going to make fast to, then another turn, as in Figure 1, and this is called a round turn.

With the end, make two half hitches on the standing part, making sure each half hitch is on the same way (otherwise you make a barrel hitch) — Figure 2.

Tighten up, making sure your round turn does not slip, by getting the half hitches snug against the round and spar (Figure 3).





## Clove Hitch

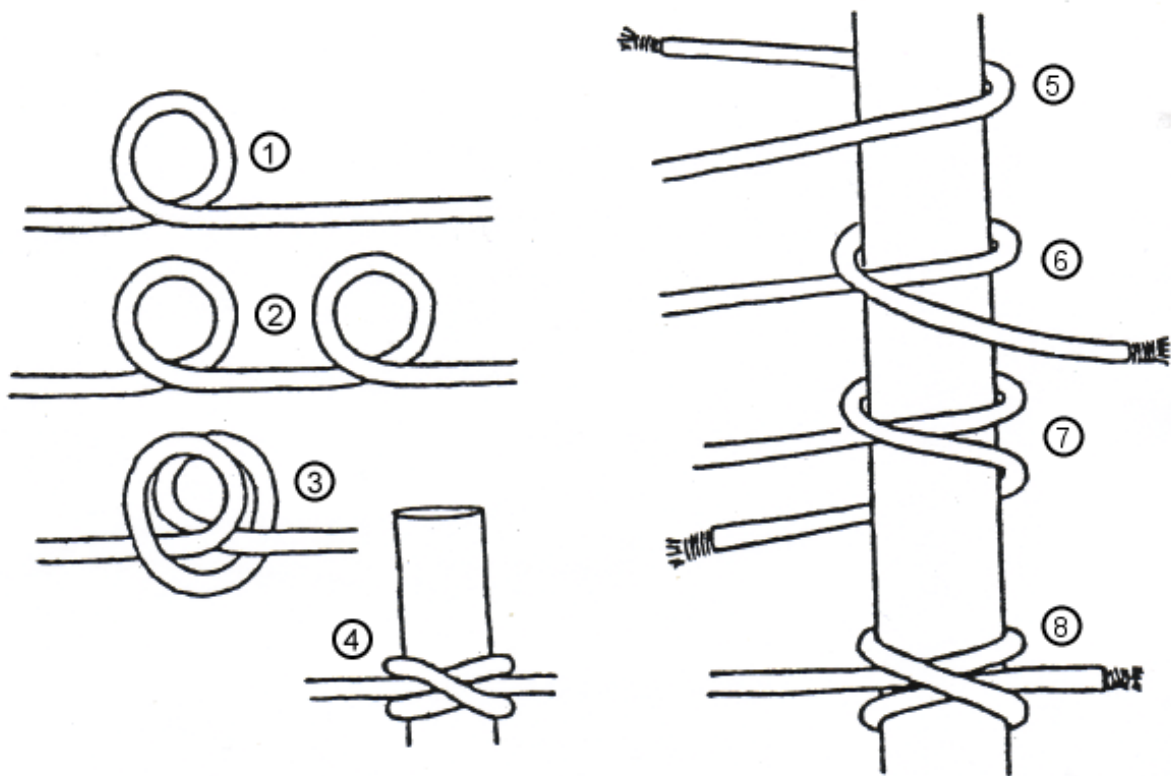
A most useful knot — for making a rope or cord fast to a spar or pole, for starting and finishing certain lashings, and for railing off kitchens, grease pits, etc, in a camp.

There are many ways of making a clove hitch.

The first is when you can use an end of the spar or stake, and want to make the hitch in the standing part of a long rope.

Make or “throw” two similar loops as in Figure 1 and 2, slide them together (Figure 3), slip them over the stake or spar, and pull on the cords on **each** side of the hitch to tighten (Figure 4).

To hold firmly, there should be tension on both sides of the hitch.



The second method is for making the hitch on the end of the rope, when you cannot get at the end of the spar, such as a tent pole or flagstaff.

Figures 5, 6, 7 and 8 show quite clearly how to do this, and to tighten it up, but you must remember to keep the rope turning in the same direction all the time, and to push the loops closely together before tightening.

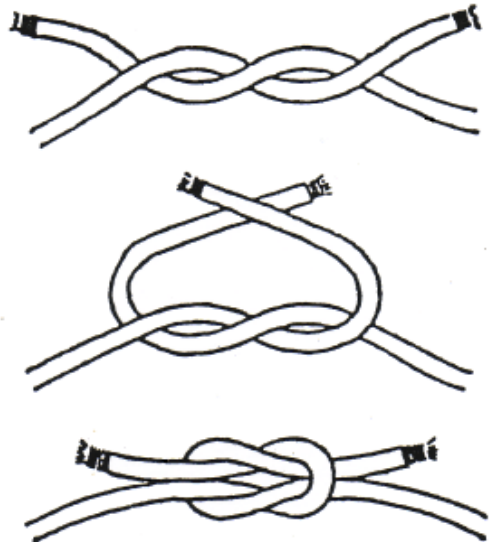
If you are using a smooth spar, like a tent pole, it is safer to make a half hitch with the end round the standing part.

## Reef Knot

This is one of the oldest knots. It is a simple knot used for joining SMALL rope, cord or string and for finishing off a triangular bandage on an injured person. It fulfils all the conditions of a good knot because it:

1. Can be made quickly and easily.
2. Does its job properly.
3. Holds fast.
4. Does not jam.
5. Can be untied easily.

Remember, this knot is for joining the ENDS of ropes, so do not leave long ends to look untidy — although there must be enough to prevent it coming undone when the strain is put on.

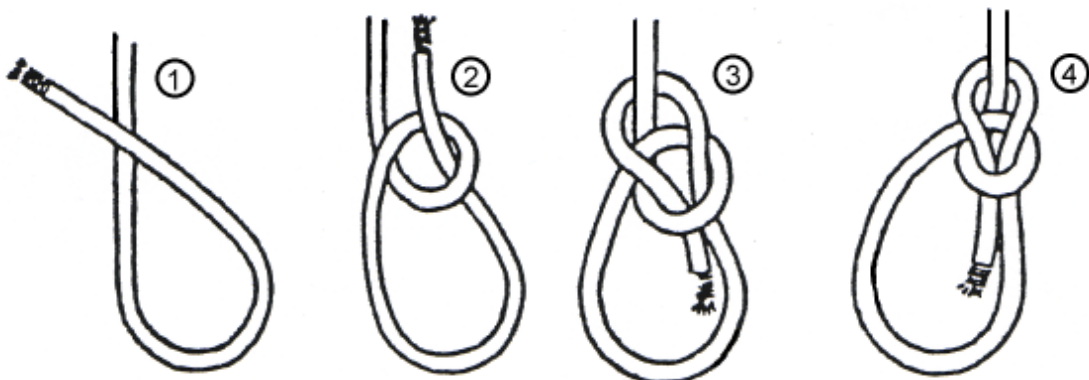


## Bowline

The bowline is used for making a fixed loop in the end of a rope or cord or thinner material. This is a most useful knot, as it will not slip under strain, so is used in the end of a lifeline. More frequently, it is used to make a loop in the end of the rope on your flag to which you fasten your halyard with a sheet bend.

There are several ways of making a bowline, and here is an easy way — the method usually used by sailors.

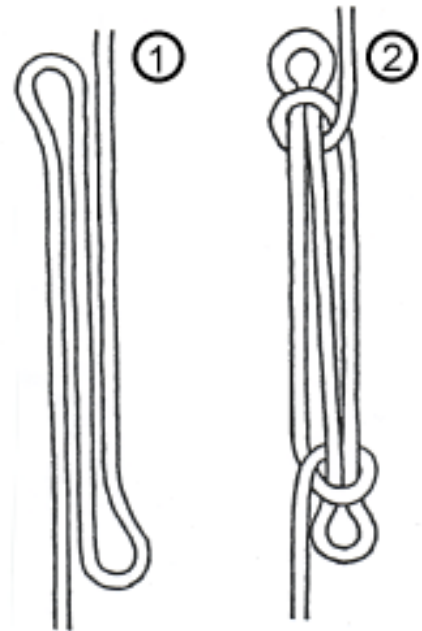
Make a loop, as in Figure 1, turn the end through this loop, **keeping the end straight** all the time — thus forming a smaller loop (Figure 2). The end is then taken round behind the standing part, down through the small loop (Figure 3) and is then tightened by pulling on the standing part (Figure 4).



Practise this knot frequently until you can do it very quickly. Then be sure you can do it with your eyes shut so you will be ready for any emergency.

## Sheepshank

The sheepshank is used as a device for taking up the slack in a rope when both ends are secured, or to take the strain off a weak section of a rope. It is made by doubling the rope, as in Figure 1, with the damaged section in the centre of the fold. Then throw a loop or half hitch over each end (Figure 2) and pull to tighten. Always assume that you are using a long rope, so this knot is made without touching either end of the rope.



Another way to make this knot is to form three loops in the bight of the rope (Figure 3) as if you were forming a clove hitch, but with another loop added to the first two. If you have a weak portion of the rope, it must be in the centre of the middle loop. Now pull each side of the centre loop through the outer loops, as shown by the arrows, and pull to tighten, Figure 4.



There are several methods of securing this knot to prevent it from coming undone under strain. The simplest way is to put a light seizing, with a piece of whipping cord or thin sisal, on to each end loop with the standing part lying alongside it.



## TROPHIES - All Trophies are Perpetual

---

### JUNIOR GUIDES/CUB SCOUTS

#### Boree

Diamond Jubilee Shield	Boree Events Aggregate Points	Junior Guides
Ensign Shield	Boree Events Aggregate Points	Cub Scouts
Bundeena Trophy	Boree Participation Award	Open
Billie Green Trophy	Knotting Relay	Open

#### Regatta

Kontiki Trophy	Raft Race - Line Honours	Open
Boree Regatta Gunnamatta Shield	Raft - Construction and Decoration	Open
Queen Neptune Trophy	Canoe Race Aggregate Points	Junior Guides
King Neptune Trophy	Canoe Race Aggregate Points	Cub Scouts
Regatta Shield	Biathlon Aggregate Points	Open

---

### GUIDES / SCOUTS

#### Boree

Diamond Jubilee Shield	Boree Events Aggregate Points	Guides
Boree Shield	Boree Events Aggregate Points	Scouts
Kurranulla Shield	Boree Participation Award	Open

#### Regatta

Gunnamatta Trophy	Raft Race - Line Honours	Open
Taren Point Shield	Raft Construction and Decoration	Open
Wanda Shield	Canoe Race Aggregate Points	Open
Burraneer Shield	Kayak Race Aggregate Points	Open
Port Hacking Trophy	Biathlon Aggregate Points	Open
Darook Cup	Kayak Marathon	Open
Matthew Flinders Trophy	Sailing in Bay	Open

#### Campcraft

Cook Shield	Guide Campcraft	Guides
Kurnell Trophy	Scout Campcraft	Scouts
Keith Holle Trophy	Knotting Relay	Open

---

### SENIOR GUIDES / VENTURER SCOUTS

Caringbah Trophy	Boree Events	Senior Guides
Endeavour Trophy	Boree Events	Venturers
Woolooware Shield	Regatta Events	Senior Guides
Cronulla Trophy	Regatta Events	Venturers
Bass Trophy		Open
Captain Cook Trophy		Open

---

### ALL AGE GROUPS

BP Trophy	Promise and Law	Open
-----------	-----------------	------

---

## TROPHIES

### 2017 Winners

#### JUNIOR GUIDES/CUB SCOUTS

Diamond Jubilee Shield	1st Caringbah Brownie Junior Guides
Ensign Shield	1st Lilli Pilli Cub Pack
Bundeena Shield	1st Alcheringa Cub Pack
Billie Green Trophy	1st Caringbah Cub Pack
Kontiki Trophy	1st Lilli Pilli Cub Pack
Boree Regatta Gunnamatta Shield	1st Lilli Pilli Cub Pack
Queen Neptune Trophy	Kurnell Junior Guides
King Neptune Trophy	1st Lilli Pilli Cub Pack
Regatta Shield	1st Lilli Pilli Cub Pack

---

#### GUIDES / SCOUTS

Diamond Jubilee Shield	1A Randwick Guides / SSR Gunnamatta Guides
Boree Shield	1st Alcheringa Scouts / 1st Leichhardt Scouts
Kurranulla Shield	3rd Caringbah Guides
Gunnamatta Trophy	Not Awarded
Taren Point Shield	2nd Mortdale Guides / Kurnell Guides
Wanda Shield	2nd GyMEA Scouts
Burraneer Shield	Not Awarded
Port Hacking Trophy	Not Awarded
Darook Cup	1st Lilli Pilli Sea Scouts
Matthew Flinders Trophy	Not Awarded
Cook Shield	2nd Mortdale Guides
Kurnell Trophy	Panania Scouts
Keith Holle Trophy	1st Caringbah Scouts

---

#### SNR GUIDES / VENTURER SCOUT

Caringbah Trophy	<b>Awarded to</b> Sutherland Shire Ranger Guides
Endeavour Trophy	1st Picnic Point Venturers
Woollooware Shield	Not Awarded
Cronulla Trophy	Not Awarded
Bass Trophy	Not Awarded
Captain Cook Trophy	Not Awarded

---

#### ALL AGE GROUPS

BP Trophy	Scott Hilton / Phil Walker
-----------	----------------------------

---

## THE PIRATE CODE

1. Speak to other people; there is nothing as nice as a cheerful word of greeting.
2. Smile at people; it doesn't hurt to try.
3. Call people by name; the sweetest music to anyone's ear is the sound of their own name.
4. Be friendly and helpful; if you would like to have friends — be friendly.
5. Be cordial, speak and act as if everything you do were a genuine pleasure.
6. Be genuinely interested in people; you can like everybody if you try.
7. Be generous with praise; be cautious with criticism.
8. Be considerate of the feelings of others; it will be appreciated.
9. Be thoughtful of the opinions of others; there are three sides to controversy — yours, the other fellows' and the right one.
10. Be alert to give service; what counts most in life — is what we do for others.

\* \* \* \* \*





# BOREE REGATTA 2018



Drivers name: .....

Vehicle Registration Number: .....

Group / Formation / Troop / Unit Name: .....

Mobile Phone Number: .....